



Analyzer Lite

Introducing the Next-Generation Portable Analyzer.

Experience unparalleled measurement precision in digital video broadcasting (DVB), cable and IP digital television systems with our state-of-the-art portable analyzer. This indispensable tool is designed for broadcasters and engineers, offering unmatched versatility both in the field and remotely via Ethernet.

MPEG TS

RFC 4445

ETR 101 290

Analyzer Lite – Portable Small form factor Broadcast MPEG Transport Stream Analyzer with IP, ASI and RF (DVB-C) interface.

Analyzer Lite is a portable hardware device enabling remote and local broadcast stream monitoring analysis. It can be used to monitor and analyze transport streams, log errors, and send error alarms. As a compact device, it can be placed in hard to reach locations, with little or no infrastructure for rack mounted equipment, such as remote head-ends, distribution hubs, broadcast towers and remote unattended and unmanned premises.

Analyzer Lite is a complete free-standing unit with its own CPU and can be left to monitor signals by itself without the need for a host system.

For the most precise measurements, hardware-based decoding is the most efficient and accurate means to measure critical parameters such as jitter and delay. Unlike other software solutions, the precision that can be achieved with Analyzer Lite is unparalleled.

In day-to-day field operations the Analyzer Lite is a powerful compact tool that can receive and decode IP, ASI, and RF signals in a single package. Thus, eliminating the need for multiple portable analysis tools such as RF analyzers and dedicated devices for trouble-shooting broadcast signals.

Capable of analyzing RF parameters such as MER, CNR, Eb/NO and signal strength, Analyzer Lite is a powerful and highly portable, self-contained instrument. Analyzer Lite is all you need to verify signal, video quality and delivery path integrity.

Ease of use and efficiency are paramount for field operations. Analyzer Lite can be connected and configured in a matter of minutes, just assign an IP address and add a stream for analysis through a user friendly web interface.

Analyzer Lite can simultaneously monitor up to 32 program streams. Transport stream errors are logged locally and can be sent to a remote Monitoring system. Analyzer Lite allows you to monitor and analyze multiple transport and MPEG parameters at the lowest level. Accurately measure PCR, PTS, DTS, jitter and delay, SCTE 35 Ad insertion markers, ECM, EMM's and view and decode your EPG.

Acquire and locally store stream captures for further troubleshooting. Analyzer Lite is integrated into the MultiProbe monitoring platform and can also forward SNMP traps. It can also be managed via REST API calls.

Key Features

- RF, IP, ASI interfaces
- Up to 100 Mbit/s summary bitrate (depends on stream content)
- Up to 16 input transport streams
- Up to 32 summary transport services
- IP multicast/unicast/SSM
- UDP/IP header summary
- REST API and SNMP for remote configuration, alarms and polling
- 2xASI inputs
- DVB-C
- Web-interface
- Fully integrated with MultiProbe Monitoring
- ASI to IP conversion functionality
- Receive and decode EPG
- Measure full level RSSI
- Signal to noise ratio (dB), BER



Highlights

Hardware MDI measurements

Microsecond-accurate and detailed multicast packet monitoring, analysis and alarming with readout and alarming on key parameters relevant to video.

Use Media Delivery Index (MDI) to monitor the quality of delivered video as well as display system margin for IPTV systems by providing accurate measurements for jitter and delay at the network level, which are the main cases for quality loss.

Identifying and quantifying such issues in video networks is key to maintaining high quality video delivery and providing indications that warn system operators with enough advance notice to allow corrective action.

Full support for the RFC 4445.

Use Cases

- Headend Monitoring for Quality of Service
- Monitoring in unattended premises
- Convenient mobile monitoring tool for technicians on the go
- Converting ASI to IP Streams
- Traffic flow captures for control logging or further detailed analysis
- Used to send metrics to a distributed monitoring system

Graphical Visualization

Analyzer Lite comes with built-in advanced graphing capabilities that allow the operator to use visual comparison tools to view selective synchronized metrics.

Multiple parameters may be graphed in real time and displayed simultaneously in synch for comparison purposes.


For example:

- DF and MLR
- IPAT and MLR
- PTS and PCR
- DTS and PCR
- Full bitrate and MLR
- Full bitrate and multiplexed bitrate
- Total number of continuity errors and total bitrate
- Deviation values of PCR/DTS/PTS timestamps

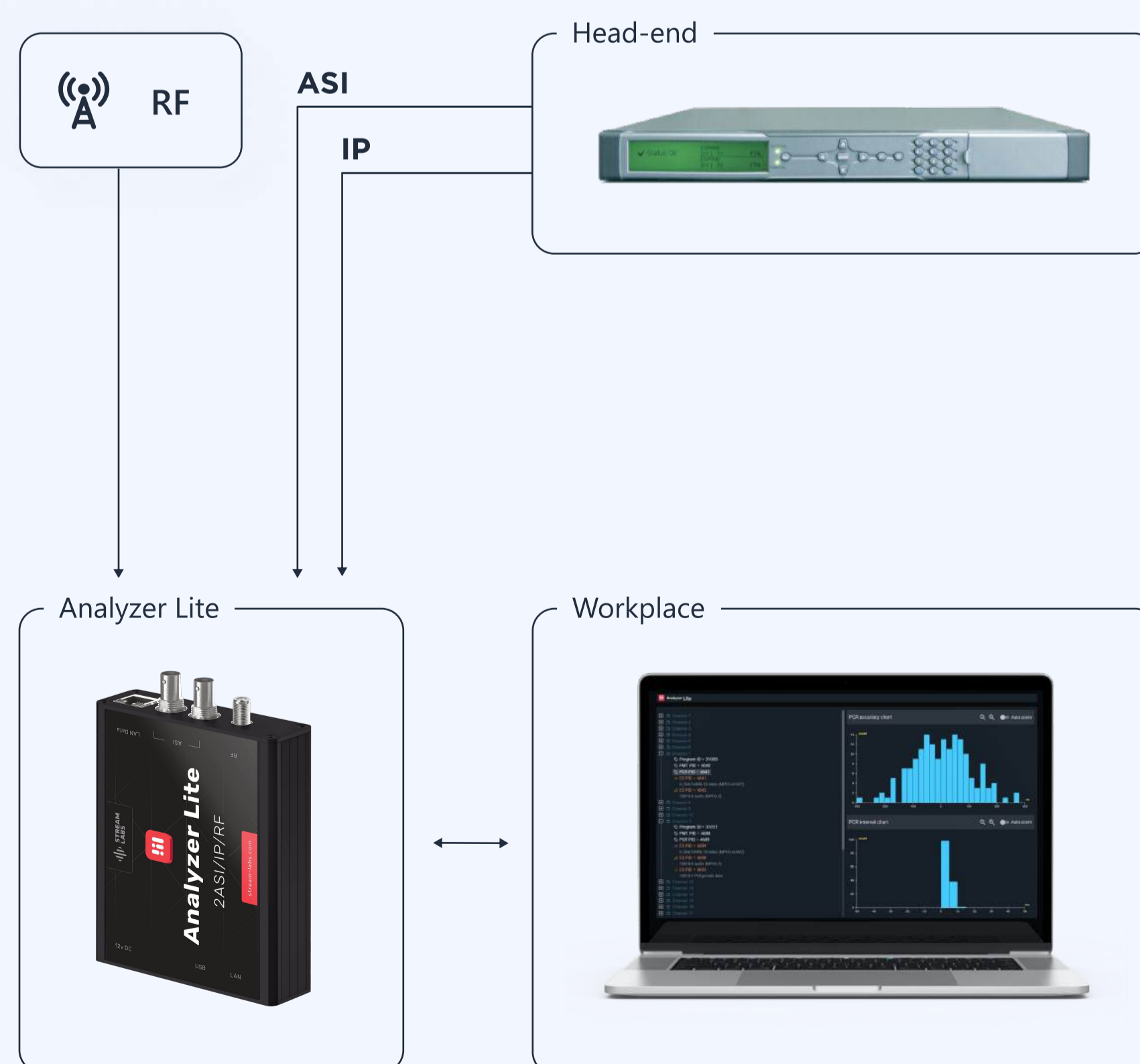
Benefits

 Portable size

 Web interface

 Fast analysis in cold start

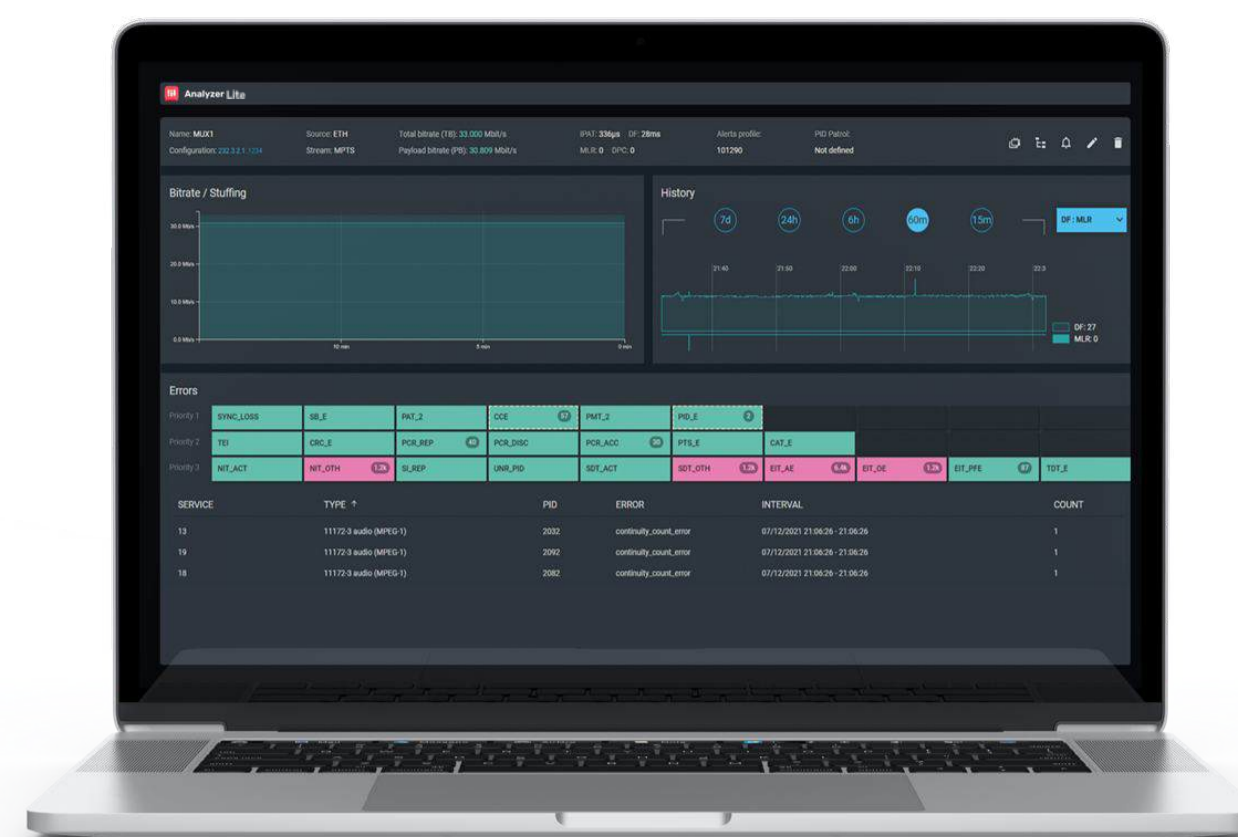
 Easy operation



Architecture

Interfaces

- Signal Input Interfaces: 2xASI, 1xGbE, 1xRF (DVB-C)
- Management Interface: 1xGbE
- Upgrade interface: USB Mini B
- Power Supply Connector



Characteristics and Meaning

Input Interfaces

- Signal Input Interfaces: 2xASI, 1xGbE, 1xRF (DVB-C)
- Management Interface: 1xGbE
- Upgrade interface: USB Mini B
- Storage Memory Cards: SDHC up to 256 GB

Protocols

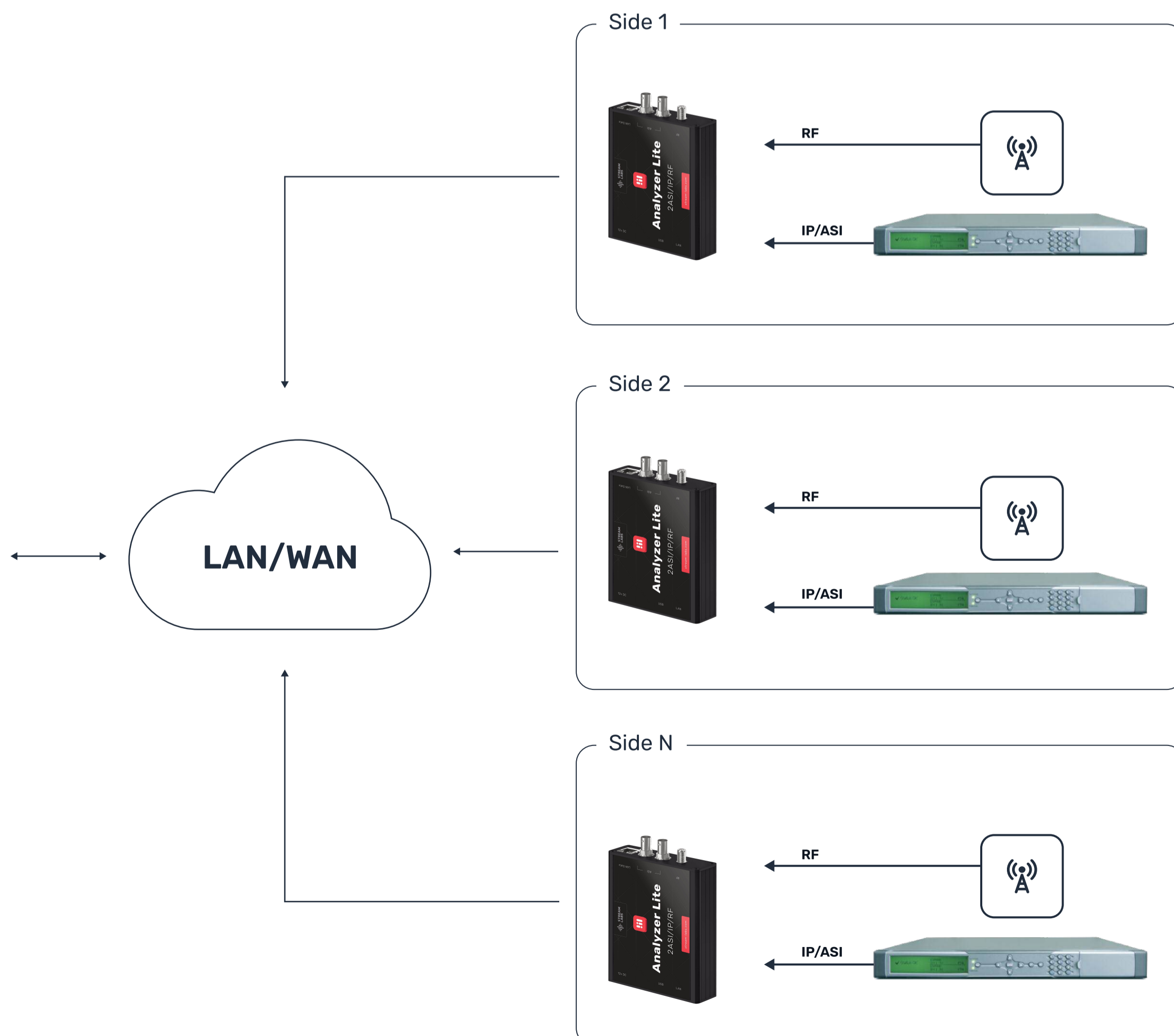
- MPEG Codecs: MPEG-2, H.264/AVC, and H.265/HEVC
- Network Protocols: UDP (Multicast, Unicast)
- Video Streaming Control Protocols: IGMP v2, v3
- Traffic flows: MPEG TS (MPTS/SPTS)
- Device Management Protocols: SNMP, REST/XML

Events to be logged

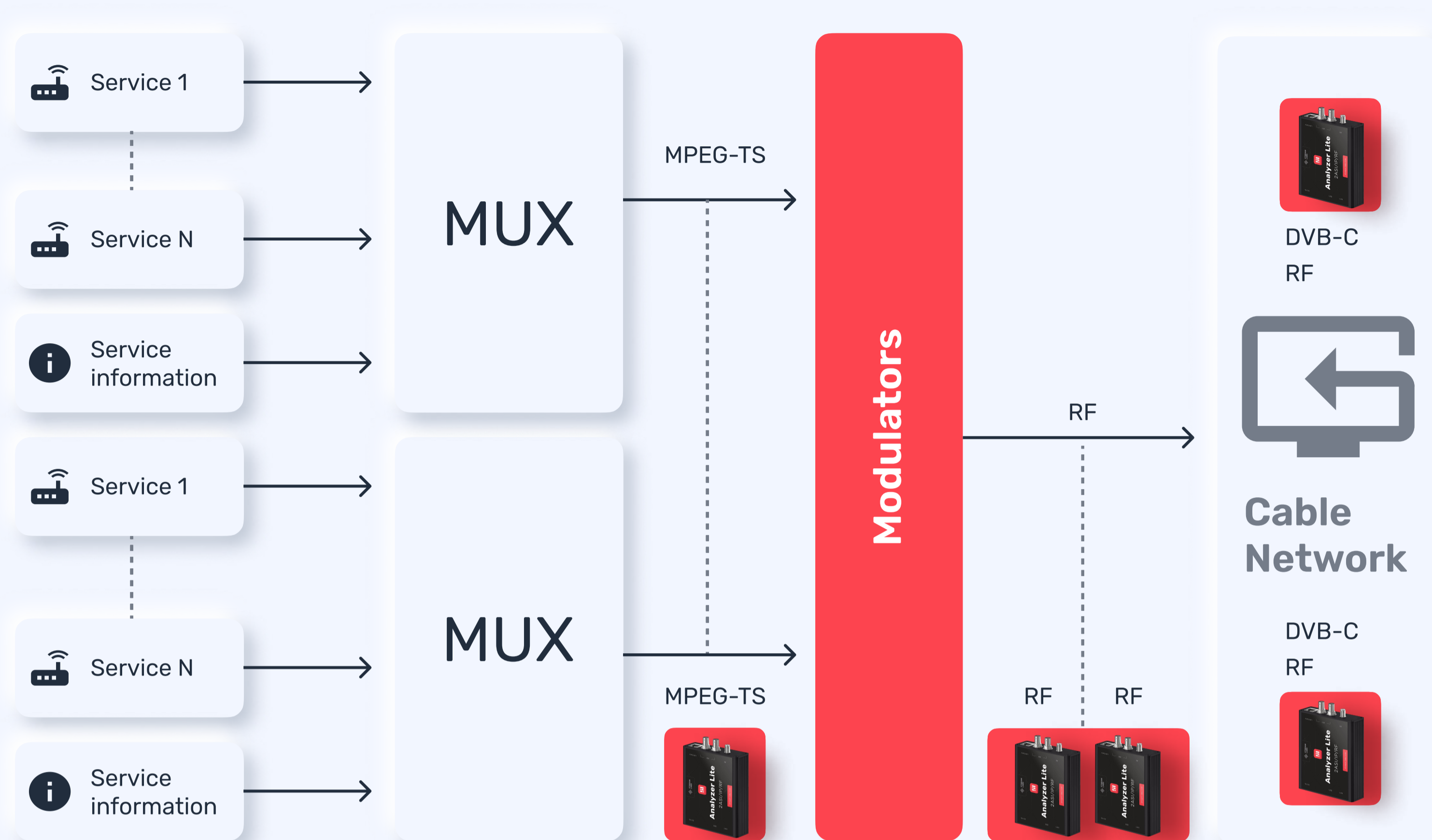
- Events on MPEG TS transport streams: ETSI TR 101 290, all levels, 35 errors/states
- Network Protocol Events: RFC 4445, EBU TECH 3337
- Measurement Profiles: MGB1... 5, MGF1... 4

Physical characteristics

- Dimensions (preliminary), WxDxH, mm: 170x110x40
- Weight (preliminary): 0.5 kg
- Power supply: 110/220V, universal power supply included
- Power consumption: 25 W
- Operating temperature range: +5 to +40 degrees C




DVB-C monitoring



Interfaces

ES Details					
	DETAILS	PTS	DTS	BITRATE	RR
Elementary stream: PID=1022					
Bitrate and CCE					
Bitrate, bit/sec	curr	avg	min	max	
	198 938	198 445	197 420	199 318	
Repetition rate, μs	curr	avg	min	max	
	7 369	7 578	6 467	8 723	
CCE	sum		minute		
	0		0		
CAS Summary					
Crypto Period	Not scrambled				
Codec					
Scrambled:	No				
Codec:	MPEG-1 Audio				
Profile:	-				
Profile str:	unknown				
Bitrate:	192000				
Channel count:	2				
Channel layout:	3				
Channel layout str:	stereo				
Sample rate:	48000				
Sample size:	16				
PES					

ES Details					
	DETAILS	PTS	DTS	BITRATE	RR
Elementary stream: PID=1021					
Bitrate and CCE					
Bitrate, bit/sec	curr	avg	min	max	
	2 719 841	2 720 026	2 716 804	2 722 878	
Repetition rate, μs	curr	avg	min	max	
	451	552	300	1 504	
CCE	sum		minute		
	0		0		
CAS Summary					
Crypto Period	Not scrambled				
Codec					
PES					
Keyframe decoding					
					
<input type="button" value="DISABLE"/>					

Pic. 1, 2
Service details

Specifications

Transport stream and PSI/SI

- Full/effective bitrate
- Media loss rate (MLR), delay factor (DF), inter-packet arrival time (IPAT)
- Combined time graphs and histograms
- Service tree: service structure, component types, component summaries
- PSI/SI tree: tables, bitrates, repetition rates, CCE stats, descriptors
- PSI/SI can be downloaded and later uploaded for offline viewing
- PCR, PTS, DTS histograms and time graphs

PIDs

- Bitrate
- Repetition rate
- Packet counter
- CCE counter
- Status (OK, Unreferenced, Absent, Obsolete)
- Last status and change time
- PES header parsing

Video and audio

- Video and audio codec information (for FTA only)
- Video keyframe decoding

CAS statistics

- ECM
- EMM
- Crypto period for each stream
- CAS provider info

Alert log

- Single events are summarized within minute intervals
- PSI/SI and service events
- Service type, service name, PID, time interval, event and count are logged
- Filtering and sorting
- Log download

SCTE-35

- Automatic SCTE-35 discovery
- Selectively disable monitoring for any SCTE-35 PID
- SCTE-35 events downloadable log
- Message parsing

Statistics

- Current and archived stats (for 7 days)
- All measured and counted values are stored in current stats
- Input and TS errors are stored in archived stats
- Min, average and max values for continued values
- Counts for countable events
- Bouncing across timeline by 1,10, 60 minutes intervals from a chosen moment
- Manual stats reset

Summary stat tables for

- Input streams
- ETSI TR 101 290 events
- PIDs
- CAS